





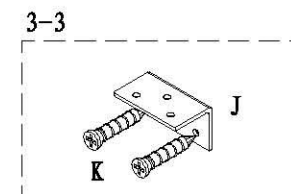
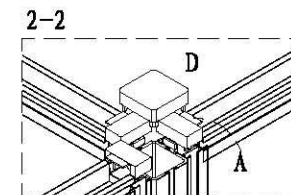
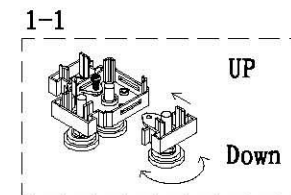
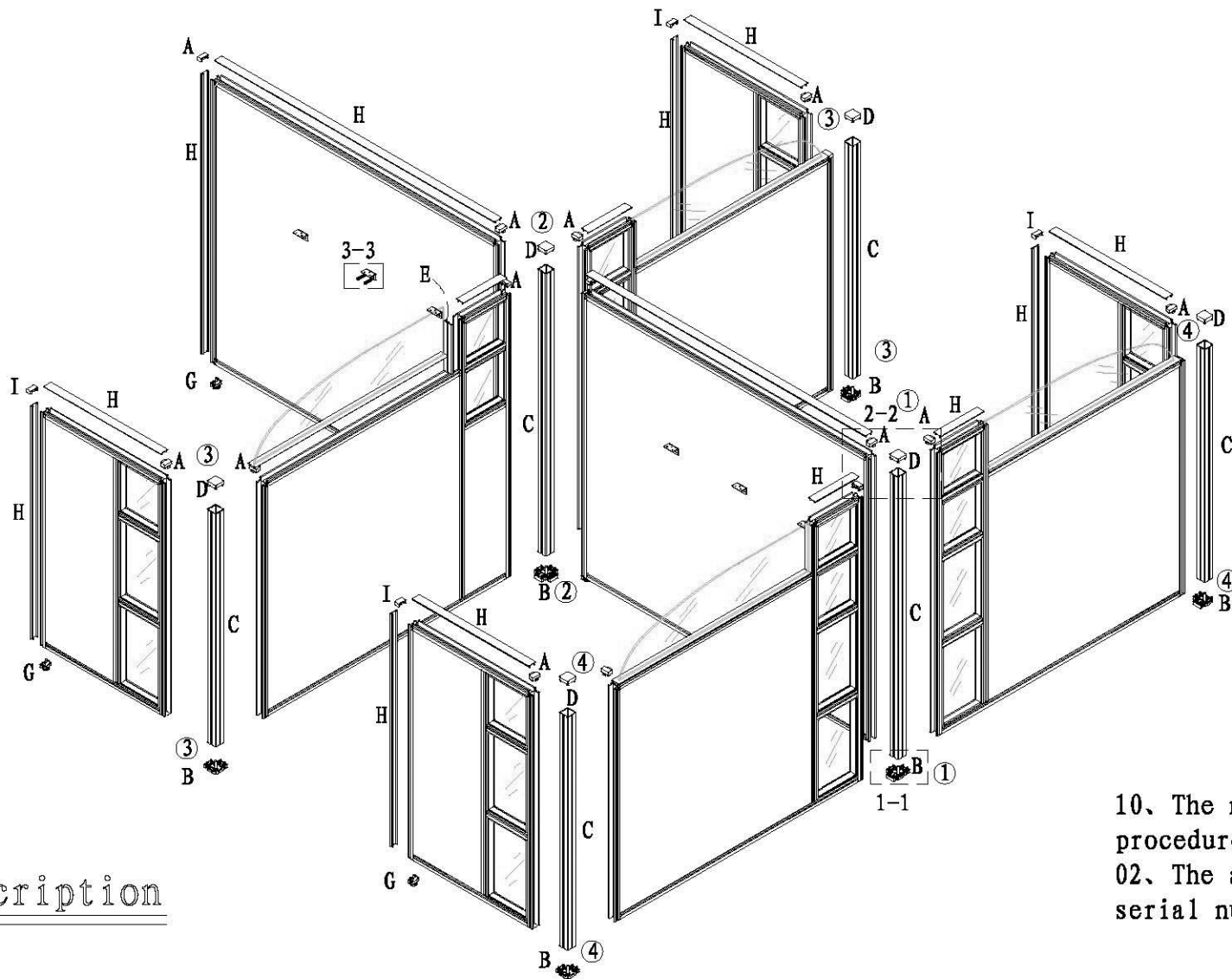


10. The number is an installation procedure;
 02. The alphabet is an accessories serial number.

Description












- M  Screw
M: 4*20
- N  enger
- O  Hand
- P  Screw
M: 4*16
- Q  Screw
M: 4*25
- R  Feet Annulus

Product	Screen 35E# P8381
---------	-------------------



Description

10. The number is an installation procedure;
02. The alphabet is an accessories serial number.

- | | | | | | | | | |
|---|---|---|--|---|---|---|---|---|
| A  | B  | C  | D  | E  | F  | G  | H  | I  |
| side pillar connect cover | conjunction Base | square pillar | square pillar cover | glass groove | conjunction Base | side feet | cover | side joint |
| J  | K  | | | | | | | |
| angle code | screw M: 4*16 | | | | | | | |

Product	Screen 35E#	P8381
---------	-------------	-------