






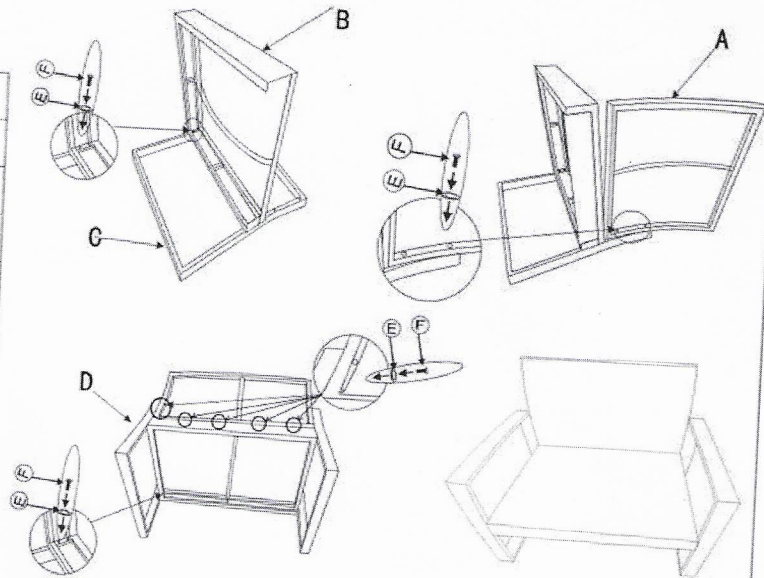






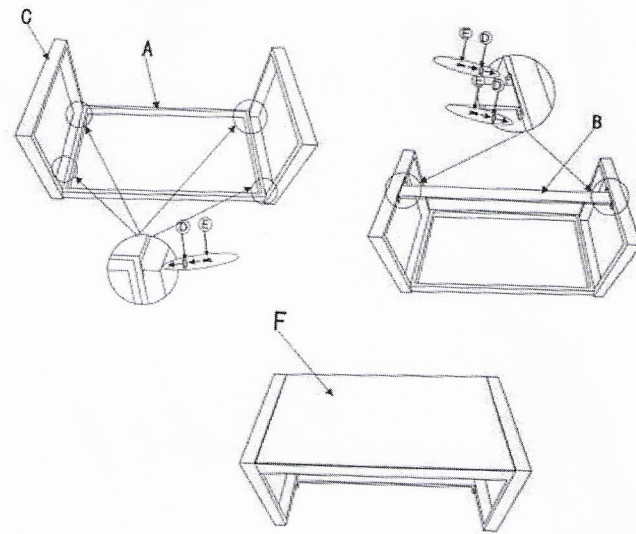









Assembly Instruction

NO	PART LIST	DESCR PTION	PTY/ PCS
A		BACK	1
B		SEAT	1
C		RIGHT ARMREST	1
D		LEFT ARMREST	1
E		STEEL WASHER	12
F		SELF DRILLING SCREW	12
H		FRENCH	1



NO	PART LIST	DESCR PTION	PTY/ PCS
A		TABLE TOP	1
B		CROSS BAR	1
C		ARMREST	1
D		STEEL WASHER	8
E		SELF DRILLING SCREW	8
F		GLASS	1



NO	PART LIST	DESCR PTION	PTY/ PCS
A		BACK	2
B		SEAT	2
C		RIGHT ARMREST	2
D		LEFT ARMREST	2
E		STEEL WASHER	20
F		SELF DRILLING SCREW	20
H		FRENCH	1

