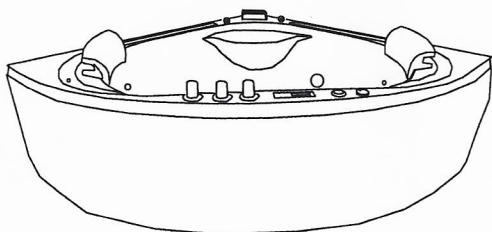


Product Information

Massage Bathtub

en



English

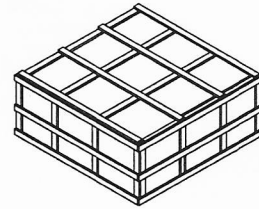
If you have any questions regarding installation, maintenance or usage of your product please contact the seller for detailed information.

Installation & User Manual

Warning! Risk of fire, electric shock and water leakage.

i Your massage bathtub includes a detailed Installed Installation & User Manual. Follow all instructions in the Installation & User Manual closely.

Warning! In-proper installation, usage or maintenance can lead to loss of warranty, injury or property damage.



Packing Contents

Thank you for purchasing this massage bathtub. Your product has already been equipped with most features. For save transportation some accessories have been packed separately. Please take a moment to ensure that all items are included in the packing.

In case any items are missing, please contact the seller.

i Due to potentially fitted options or technical advance there may be additional items packed with your bathtub.

Pillows

Your massage bathtub comes with 2 pillows.



Accessory Box

The packing of your bathtub includes a carton box containing the following items:

1. Drainer
2. Shower hose
3. Hand shower
4. Water inlet
5. Drainer cover



1



2



3



4

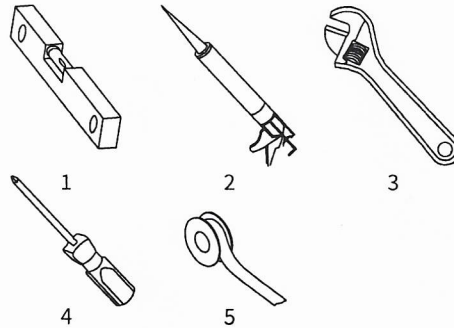


5

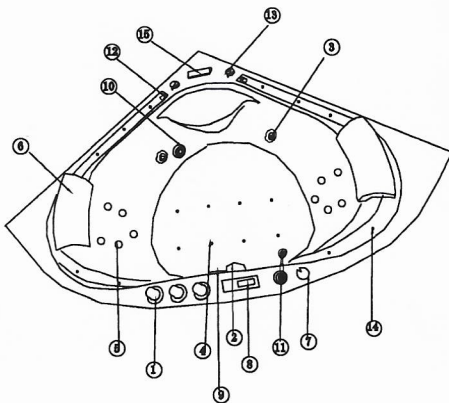
Suggested Tools For Installation

The following tools are required to install your bathtubs. Additional tools may be required depending on the installation circumstances.

1. Water level
2. Sealant
3. Adjustable spanner or spanner in required sizes
4. Screw driver
5. PTFE sealing tape or suitable substitute



Product Description



By default the massage bathtub is equipped with the following features as indicated in the illustration above:

1. Faucet
2. Drainer
3. Big massage jets
4. Air jets
5. Small massage jets
6. Pillow
7. Massage regulator
8. Control panel
9. Underwater light
10. Suction

11. Hand shower
12. Groove nozzle jet
13. Switch valve
14. Cylinder lights
15. Waterfall water inlet

i The massage bathtub may be available with additional specification options which may have been fitted on your bathtub. Please contact the seller if you are unsure about the fitted options.

Due to technological advance features on the bathtub may have been upgraded or the position optimized by the manufacturer. Installed features shown on the illustration are symbolic and for clarification only.

i Carefully check the product specification to ensure that the bathtub is the model that you ordered. Do not install the bathtub if it is different from the model you ordered.

Electric Parameters

- Rated Voltage: 220 V
- Rated Frequency: 50 Hz
- Rated Maximum Power: 2950 W
- Rated Maximum Current: 13.4 A

Warning! Risk of fire and electric shock. All electrical connections should be made by a licensed, locally

certified electrician, in accordance with the requirements of the national electrical codes and procedures.

Installation

i Your massage bathtub includes a detailed Installed Installation & User Manual. Follow all instructions in the Installation & User Manual closely.

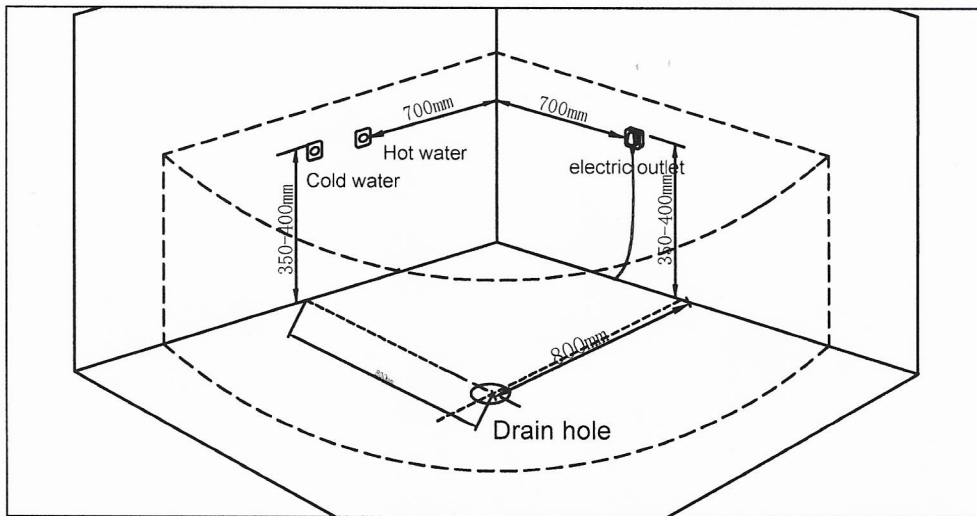
Electric Parameters

- Rated Voltage: 220 V
- Rated Frequency: 50 Hz
- Rated Maximum Power: 2950 W
- Rated Maximum Current: 13.4 A

Preparation of Connections

i Due to technical advance positioning of relevant connections on the bathtub may be optimized. Literature dimensions are for reference only. Installation dimensions should be taken directly from the tub.

The following positioning of the water and electricity supply is suggested for standard operation of the bathtub.



Connection Position Chart